


DYMOND

HIGH EFFICIENCY POLY MODULE

CS6K-285 | 290 | 295P-FG (IEC1000V)






CS6K-285 | 290 | 295P-FG (IEC1500V)

Canadian Solar's Dymond CS6K-P-FG module is a 60 cell double-glass module with an extended power output warranty. By replacing the traditional polymer backsheet with heat-strengthened glass, the Dymond module has a lower annual power degradation than a traditional module and better protection against the elements, making it more reliable and durable during its lifetime.



*Transparent double-glass module can be provided upon request.

KEY FEATURES

-  Up to IEC1500 V_{DC} system voltage, saving on BoS cost
-  Minimizes micro-cracks and prevents snail trails
-  21.5 % more energy generation
-  Fire Class A and Type 3 / Type 13 certified according to IEC 61730-2 / MST 23 and UL 1703
-  5400 Pa snow load, 2400 Pa wind load

30 years power output warranty

10 years product warranty on materials and workmanship

MANAGEMENT SYSTEM CERTIFICATES*

ISO 9001:2008 / Quality management system
 ISO 14001:2004 / Standards for environmental management system
 OHSAS 18001:2007 / International standards for occupational health & safety

PRODUCT CERTIFICATES*

IEC 61215 / IEC 61730: VDE / CE / MCS / CEC AU
 UL 1703: CSA / UNI 9177 Reaction to Fire: Class 1
 Take-e-way

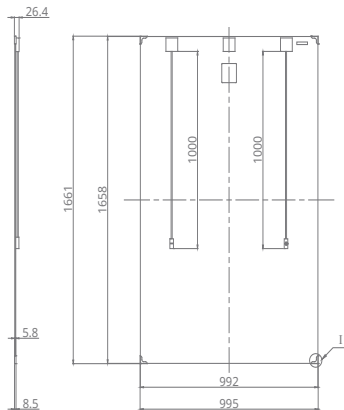


* If you need specific product certificates, and if module installations are to deviate from our guidance specified in our installation manual, please contact your local Canadian Solar sales and technical representatives.

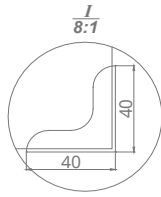
CANADIAN SOLAR INC. is committed to providing high quality solar products, solar system solutions and services to customers around the world. As a leading PV project developer and manufacturer of solar modules with over 25 GW deployed around the world since 2001, Canadian Solar Inc. is one of the most bankable solar companies worldwide.

ENGINEERING DRAWING (mm)

Rear View



Corner Protector Detail



ELECTRICAL DATA | STC*

CS6K	285P-FG	290P-FG	295P-FG
Nominal Max. Power (Pmax)	285 W	290 W	295 W
Opt. Operating Voltage (Vmp)	31.4 V	31.6 V	31.8 V
Opt. Operating Current (Imp)	9.06 A	9.18 A	9.28 A
Open Circuit Voltage (Voc)	38.3 V	38.5 V	38.6 V
Short Circuit Current (Isc)	9.64 A	9.72 A	9.81 A
Module Efficiency	17.33%	17.63%	17.94%
Operating Temperature	-40°C ~ +85°C		
Max. System Voltage	1500 V (IEC) or 1000 V (IEC/UL)		
Module Fire Performance	Type 3 / Type 13 (UL 1703) or CLASS A (IEC 61730)		
Max. Series Fuse Rating	15 A		
Application Classification	Class A		
Power Tolerance	0 ~ + 5 W		

* Under Standard Test Conditions (STC) of irradiance of 1000 W/m², spectrum AM 1.5 and cell temperature of 25°C. Measurement uncertainty: ±3% (Pmax).

ELECTRICAL DATA | NMOT*

CS6K	285P-FG	290P-FG	295P-FG
Nominal Max. Power (Pmax)	210 W	214 W	218 W
Opt. Operating Voltage (Vmp)	28.9 V	29.1 V	29.3 V
Opt. Operating Current (Imp)	7.28 A	7.36 A	7.44 A
Open Circuit Voltage (Voc)	35.8 V	36.0 V	36.1 V
Short Circuit Current (Isc)	7.78 A	7.85 A	7.92 A

* Under Nominal Module Operating Temperature (NMOT), irradiance of 800 W/m², spectrum AM 1.5, ambient temperature 20°C, wind speed 1 m/s.

PERFORMANCE AT LOW IRRADIANCE

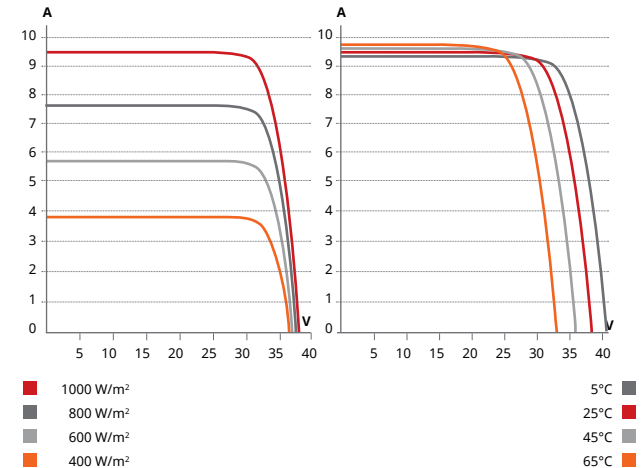
Outstanding performance at low irradiance, with an average relative efficiency of 96.5 % for irradiances between 200 W/m² and 1000 W/m² (AM 1.5, 25°C).

* The specifications and key features contained in this datasheet may deviate slightly from our actual products due to the on-going innovation and product enhancement. Canadian Solar Inc. reserves the right to make necessary adjustment to the information described herein at any time without further notice.

CANADIAN SOLAR INC.

Canadian Solar MSS (Australia) Pty Ltd., 44 Stephenson St, Cremorne VIC 3121, Australia
support@canadiansolar.com, www.canadiansolar.com/au

CS6K-280P-FG / I-V CURVES



MECHANICAL DATA

Specification	Data
Cell Type	Poly-crystalline, 6 inch
Cell Arrangement	60 (6 × 10)
Dimensions	1658×992×5.8 mm (65.3×39.1×0.23 in) without J-Box and corner protector
(Incl. corner protector)	1661×995×8.5 mm (65.4×39.2×0.33 in) without J-Box
Weight	23 kg (50.7 lbs)
Front / Back Glass	2.5 mm heat strengthened glass
Frame	Frameless
J-Box	Split J-Box, IP67, 3 diodes
Cable	4.0 mm ² (IEC), 12 AWG (UL)
Cable Length	1000 mm (39.4 in), 500 mm (19.7 in) (+) and 350 mm (13.8 in) (-) is optional for portrait installation*
Connectors	T4 series (MC4 series is available)
Per Pallet	33 pieces, 825 kg
Per Container (40' HQ)	858 pieces

* The application of this short length cable can only be used in landscape installation (clamping mounting method) systems in which the distance between modules should be less than or equal to 50 mm. In the event the distance between the PV modules to be installed is more than 50 mm, please make sure to consult our technical team for evaluation and advice.

TEMPERATURE CHARACTERISTICS

Specification	Data
Temperature Coefficient (Pmax)	-0.39 % / °C
Temperature Coefficient (Voc)	-0.29 % / °C
Temperature Coefficient (Isc)	0.05 % / °C
Nominal Module Operating Temperature (NMOT)	43 ± 3 °C

PARTNER SECTION

