

Q.POWER L-G5.2 315-335

POLYCRYSTALLINE SOLAR MODULE

The new Q.POWER L-G5.2 is the result of the continued evolution of our polycrystalline solar modules. Thanks to improved power yield, excellent reliability and high-level operational safety, the new Q.POWER L-G5.2 generates electricity at a low cost (LCOE) and is suitable for a wide range of applications.



SUPERIOR YIELD

High power output thanks to advanced 6-busbar technology and outstanding performance under real-life conditions (available with double current sorting).



LOW LEVELISED COST OF ELECTRICITY

Higher yield per surface area, lower BOS costs, higher power classes and an efficiency rate of up to 17.5%.



EXTENDED STRING LENGTHS

High flexibility regarding string lengths due to 1500V maximum system voltage leads to a significant reduction of planning and installation cost.



INNOVATIVE ALL-WEATHER TECHNOLOGY

Optimal yields, whatever the weather with excellent low-light and temperature behaviour.



EXTREME WEATHER RATING

High-tech aluminium alloy frame, certified for high snow (5400 Pa) and wind loads (2400 Pa).



MAXIMUM COST REDUCTIONS

Lower logistics costs due to higher module capacity per box.



A RELIABLE INVESTMENT

Inclusive 12-year product warranty and 25-year linear performance warranty¹.



THE IDEAL SOLUTION FOR:



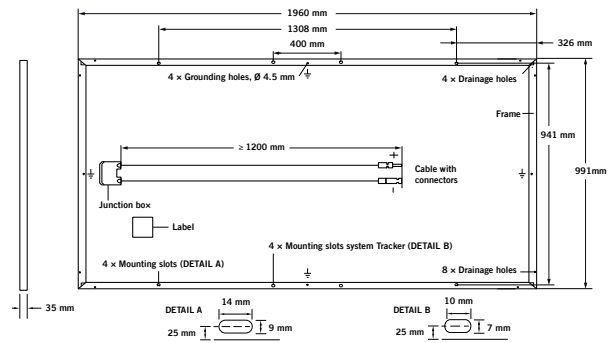
Ground-mounted
solar power plants

Engineered in **Germany**

¹ See data sheet on rear for further information.

MECHANICAL SPECIFICATION

Format	1960mm × 991mm × 35mm (including frame)
Weight	22.5kg ± 5%
Front Cover	3.2mm thermally pre-stressed glass with anti-reflection technology
Back Cover	Multi-layer composite sheet
Frame	Anodised aluminium
Cell	6 × 12 polycrystalline solar cells
Junction box	Protection class IP67, with bypass diodes
Cable	4mm ² Solar cable; (+) ≥ 1200mm, (-) ≥ 1200mm
Connector	Tonglin TL-Cable01S, IP67

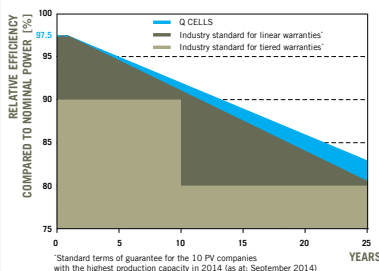


ELECTRICAL CHARACTERISTICS

POWER CLASS			315	320	325	330	335
MINIMUM PERFORMANCE AT STANDARD TEST CONDITIONS, STC¹ (POWER TOLERANCE +5W / -0W)							
Minimum	Power at MPP²	P_{MPP} [W]	315	320	325	330	335
	Short Circuit Current*	I_{SC} [A]	9.11	9.15	9.20	9.30	9.40
	Open Circuit Voltage*	V_{OC} [V]	45.7	45.8	46.0	46.1	46.3
	Current at MPP*	I_{MPP} [A]	8.50	8.61	8.67	8.76	8.87
	Voltage at MPP*	V_{MPP} [V]	37.1	37.2	37.5	37.7	37.8
	Efficiency²	η [%]	≥ 16.2	≥ 16.4	≥ 16.7	≥ 16.9	≥ 17.2
MINIMUM PERFORMANCE AT NORMAL OPERATING CONDITIONS, NOC³							
Minimum	Power at MPP²	P_{MPP} [W]	232	235	239	243	247
	Short Circuit Current*	I_{SC} [A]	7.37	7.40	7.44	7.52	7.60
	Open Circuit Voltage*	V_{OC} [V]	42.9	43.0	43.1	43.2	43.4
	Current at MPP*	I_{MPP} [A]	6.79	6.88	6.93	7.00	7.09
	Voltage at MPP*	V_{MPP} [V]	34.1	34.2	34.5	34.7	34.8

¹1000W/m², 25°C, spectrum AM 1.5G ²Measurement tolerances STC ±3%; NOC ±5% ³800W/m², NOCT, spectrum AM 1.5G * typical values, actual values may differ

Q CELLS PERFORMANCE WARRANTY

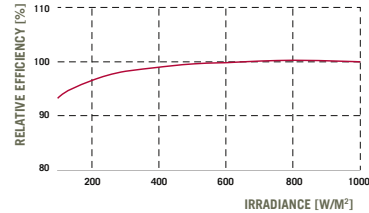


At least 97.5% of nominal power during first year. Thereafter max. 0.7% degradation per year.
At least 91.2% of nominal power up to 10 years.
At least 82.0% of nominal power up to 25 years.

All data within measurement tolerances. full warranties in accordance with the warranty terms of the Q CELLS sales organization of your respective country.

*Standard terms of guarantee for the 10 PV companies with the highest production capacity in 2014 (as at: September 2014)

PERFORMANCE AT LOW IRRADIANCE



Typical module performance under low irradiance conditions in comparison to STC conditions (25°C, 1000W/m²).

TEMPERATURE COEFFICIENTS

Temperature Coefficient of I_{SC}	α [%/K]	+0.05	Temperature Coefficient of V_{OC}	β [%/K]	-0.31
Temperature Coefficient of P_{MPP}	γ [%/K]	-0.40	Normal Operating Cell Temperature NOCT	NOCT [°C]	45±3

PROPERTIES FOR SYSTEM DESIGN

Maximum System Voltage	V_{SYS} [V]	1500	Safety Class	II
Maximum Reverse Current	I_r [A]	20	Fire Rating	C
Wind/Snow Load (Test-load in accordance with IEC 61215)	[Pa]	2400/5400	Permitted Module Temperature On Continuous Duty	-40°C up to +85°C

QUALIFICATIONS AND CERTIFICATES

IEC 61215, IEC 61730, Conformity to CE, Application Class A



PARTNER

NOTE: Installation instructions must be followed. See the installation and operating manual or contact our technical service department for further information on approved installation and use of this product.

Made in China

Hanwha Q CELLS Australia Pty Ltd
1402, 20 Berry St., North Sydney NSW 2060, Australia | TEL +61 (0) 29016 3033 | FAX +61 (0) 29016 3032 | EMAIL q-cells-australia@q-cells.com | WEB www.q-cells.com.au

Engineered in Germany

Q CELLS